

# Title IIIC-1 Area Agency Administration Financial Report


Final Report [ ] YES [X] NO

Agency: EAST BATON ROUGE COUNCIL ON AGING, INC.

Period Month Ending: 28-Feb-25

Gross Expenditures to Date	87,624
Operating Transfers in -ARP IIIAAA	
Less: Other/ Local Funds	
Less: Transfers Out-ARP IIIAAA	
Net Expenditures to Date	87,624
GOEA Funds Received to date	87,626
Cash on Hand	2

I hereby certify that the above expenditures are for the period shown above (year to date), and are true and correct to the best of my knowledge. The expenditures reported have been made in accordance with federal and state guidelines and as outlined in the contract summary, and are for the purpose set forth within the contract.



Signature

CHIEF EXECUTIVE OFFICER

Title

DYTASHA CLARK AMAR

Typed Name


# Title IIIB Supportive Services Financial Report

Final Report [ ] YES [X] NO

Agency: East Baton Rouge Council on Aging  
 Period Month Ending: 2/28/2025

	Direct Costs	Indirect Costs	Total Costs
<b>Indirect Costs</b>		58853	
<b>1 COVID-19 DNI MEALS</b>			0
<b>2 COVID-19 NON-DNI MEALS</b>			0
3 Assisted Transportation			0
4 Case Management			0
5 Chore			0
6 Homemaker			0
7 Information and Assistance	263,685	47,671	311,356
8 Legal Assistance	-		-
9 Outreach	13,021	2,354	15,375
10 Personal Care	-	-	-
11 Transportation			-
12 Telephoning	19,532	3,531	23,063
13 Home Repair / Modification			-
14 Visiting			-
15 Total Other Priority Services (12+13+14)	19,532	3,531	23,063
16 Counseling			-
17 Crime Prevention Services			-
18 Material Aid	29,298	5,297	34,595
19 Medical Alert			-
20 Medication Management			-
21 Placement Services			-
22 Public Education			-
23 Recreation			-
24 Sitter Service			-
25 Utility Assistance			-
26 Wellness			-
27 Total Other Non Priority Services (16 through 26)	29,298	5,297	34,595
28 Gross Expenditures ((1 through 11)+15+27)	325,536	58,853	384,389
29 Less: Participant Contributions			
30 Less: Other/Local Funds			72,314
31 Operating Transfers In - SC			
32 Operating Transfers In - PCOA			55,483
33 Operating Transfers In - Supp SC			-
<b>***Operating Transfers In - IIID</b>			-
34 Net Expenditures (28-(29 through 33))			256,592
35 GOEA Funds Received To Date			256,589
36 Cash on Hand (35 -34)			(3)

I hereby certify that the above expenditures are for the period shown above (year to date), and are true and correct to the best of my knowledge. The expenditures reported have been made in accordance with federal and state guidelines and as outlined in the contract summary, and are for the purpose set forth within the contract.


2/28/25  
 Signature \_\_\_\_\_ CEO \_\_\_\_\_ Title \_\_\_\_\_ Date \_\_\_\_\_

Dytasha Clark Amar  
 Printed Name \_\_\_\_\_


# Title IIIC-1 Congregate Meals Financial Report

Final Report [ ] YES [X] NO

Agency: East Baton Rouge Council on Aging  
 Period Month Ending: 28-Feb-25

	Direct Costs	Indirect Costs	Total Costs
Indirect Costs		311,143	
Congregate Meals	1,318,501	311,143	1,629,644
[Raw Food Costs: \$43,127.76 ]	-		-
Nutrition Counseling	-		-
Nutrition Education	-		-
Outreach			-
***Operating Transfers Out to - IIIC-2	-	-	-
<b>Gross Expenditures</b>	<b>1,318,501</b>	<b>311,143</b>	<b>1,629,644</b>
Less: Participant Contributions			-
Less: Sale of Meals			-
Less: NSIP Cash			1,190,209
Less: Other/Local Funds			-
Operating Transfers In - SC			
Operating Transfers In - PCOA			55,483
			-
<b>Net Expenditures</b>			<b>383,952</b>
<b>GOEA Funds Received to Date</b>			<b>383,952</b>
<b>Cash on Hand</b>			<b>-</b>

I hereby certify that the above expenditures are for the period shown above (year to date), and are true and correct to the best of my knowledge. The expenditures reported have been made in accordance with federal and state guidelines and as outlined in the contract summary, and are for the purpose set forth within the contract.


 Signature \_\_\_\_\_ CEO Title  
 \_\_\_\_\_ Date 2/28/25


# Title IIIC-2 Home Delivered Meals Financial Report

Final Report ( ) Yes (X) No

Agency: East Baton Rouge Council on Aging  
 Period Month Ending: 28-Feb-25

	Direct Costs	Indirect Costs	Total Costs
Indirect Costs		344,266	
Home Delivered Meals	1,693,465	344,266	2,037,731
<b>COVID 19 HDM:</b>			
[Raw Food Costs: \$43,127.76 ]			
Nutrition Counseling	-		-
Nutrition Education	-		-
Outreach			-
<b>Gross Expenditures</b>	<b>1,693,465</b>	<b>344,266</b>	<b>2,037,731</b>
Less: Participant Contributions			-
Less: Sale of Meals			-
Less: NSIP Cash			-
Less: Other/Local Funds			1,672,291
Operating Transfers In - SC			-
			-
<b>***Operating Transfers In - IIID</b>			-
<b>***Operating Transfers In -IIIE</b>			-
<b>Net Expenditures</b>			<b>365,440</b>
<b>GOEA Funds Received to Date</b>			<b>365,437</b>
<b>Cash on Hand</b>			<b>(3)</b>

I hereby certify that the above expenditures are for the period shown above (year to date), and are true and correct to the best of my knowledge. The expenditures reported have been made in accordance with federal and state guidelines and as outlined in the contract summary, and are for the purpose set forth within the contract.


2/28/25  
 Signature \_\_\_\_\_ CEO \_\_\_\_\_ Title \_\_\_\_\_ Date \_\_\_\_\_

Dytrasha Clark Amar  
 Printed Name \_\_\_\_\_


# Title IIID Preventive Health Financial Report

Final Report [ ] YES [X] NO

Agency: East Baton Rouge Council On aging  
 Period Month Ending: 28-Feb-25

	Direct Costs	Indirect Costs	Total Costs
Indirect Costs			
Nutrition Counseling			0
Nutrition Education			0
<b>Other Services:</b>			
Counseling			0
Medication Management			0
Wellness	8,248		8,248
***Operating Tranfer Out to - IIIC2	-		-
<b>Gross Expenditures</b>	<b>8,248</b>	<b>0</b>	<b>8,248</b>
Less: Participant Contributions			
Less: Other/Local Funds			-
Operating Transfers In - ARP IIID			0
Operating Transfers In - PCOA			
<b>Net Expenditures</b>			<b>8,248</b>
<b>GOEA Funds Received to Date</b>			<b>8,244</b>
<b>Cash on Hand</b>			<b>(4)</b>

I hereby certify that the above expenditures are for the period shown above (year to date), and are true and correct to the best of my knowledge. The expenditures reported have been made in accordance with federal and state guidelines and as outlined in the contract summary, and are for the purpose set forth within the contract.

 Signature  
 CEO Title  
 2/28/25


# Title III E National Family Caregiver Support Financial Report

Final Report [ ] YES [X] NO


Agency: East Baton Rouge Council On Aging  
 Period Month Ending: 28-Feb-25

	Direct Costs	Indirect Costs	Total Costs
Indirect Costs		1,310	
NFCSP Public Education			
NFCSP Information and Assistance	65,644	2,354	67,998
NFCSP Outreach			
NFCSP Case Management	-		
NFCSP Individual Counseling			
NFCSP Support Groups			
NFCSP Adult Day Care	50,000		50,000
NFCSP Adult Day Health Care			
NFCSP Group Respite	-	-	
NFCSP In-Home Respite	-		-
NFCSP Individual Care Support			
NFCSP Institutional Respite			
NFCSP Material aid	-		-
NFCSP Personal Care	-	-	
NFCSP Sitter Service			
NFCSP Chore			
NFCSP Home Repair/Modification			
NFCSP Home Delivered Meals			
***Operating Transfers Out to - IIIB	-	-	
***Operating Transfers Out to- IIIC-2	-	-	
Gross Expenditures	115,644	2,354	117,998
Less: Participant Contributions			
Less: Other/Local Funds			38,326
Operating Transfers In - ARP III E			-
Operating Transfers In - PCOA			
Operating Transfers In - Sup SC			
Net Expenditures			79,672
GOEA Funds Received to Date			79,672
Cash on Hand			-

I hereby certify that the above expenditures are for the period shown above (year to date), and are true and correct to the best of my knowledge. The expenditures reported have been made in accordance with federal and state guidelines and as outlined in the contract summary, and are for the purpose set forth within the contract.

  
 Signature

CEO  
 Title

  
 Date