

Title III C-1 Area Agency Administration Financial Report


Final Report [] YES [X] NO

Agency: EAST BATON ROUGE COUNCIL ON AGING, INC.

Period Month Ending: 30-Apr-25

Gross Expenditures to Date	109,530
Operating Transfers in -ARP IIIAAA	
Less: Other/ Local Funds	
Less: Transfers Out-ARP IIIAAA	
Net Expenditures to Date	109,530
GOEA Funds Received to date	109,533
Cash on Hand	3

I hereby certify that the above expenditures are for the period shown above (year to date), and are true and correct to the best of my knowledge. The expenditures reported have been made in accordance with federal and state guidelines and as outlined in the contract summary, and are for the purpose set forth within the contract.



CHIEF EXECUTIVE OFFICER

5/12/2025

Signature

Title

Date

DYTASHA CLARK AMAR

Typed Name


Title IIIC-1 Congregate Meals Financial Report

Final Report [] YES [X] NO

Agency: East Baton Rouge Council on Aging
 Period Month Ending: 30-Apr-25

	Direct Costs	Indirect Costs	Total Costs
Indirect Costs		380,930	
Congregate Meals	1,619,387	380,930	2,000,317
[Raw Food Costs: \$68,002.67]	-		-
Nutrition Counseling	-		-
Nutrition Education	-		-
Outreach			-
***Operating Transfers Out to - IIIC-2	-	-	-
Gross Expenditures	1,619,387	380,930	2,000,317
Less: Participant Contributions			-
Less: Sale of Meals			-
Less: NSIP Cash			1,437,153
Less: Other/Local Funds			-
Operating Transfers In - SC			
Operating Transfers In - PCOA			83,224
			-
Net Expenditures			479,940
GOEA Funds Received to Date			479,940
Cash on Hand			-

I hereby certify that the above expenditures are for the period shown above (year to date), and are true and correct to the best of my knowledge. The expenditures reported have been made in accordance with federal and state guidelines and as outlined in the contract summary, and are for the purpose set forth within the contract.



CEO
Title

5/12/2025
Date


Title IIIC-2 Home Delivered Meals Financial Report

Final Report () Yes (X) No

Agency: East Baton Rouge Council on Aging
 Period Month Ending: 30-Apr-25

	Direct Costs	Indirect Costs	Total Costs
Indirect Costs		423,473	
Home Delivered Meals	2,082,036	423,473	2,505,509
COVID 19 HDM:			
[Raw Food Costs: \$76,702.17]			
Nutrition Counseling	-		-
Nutrition Education	-		-
Outreach			-
Gross Expenditures	2,082,036	423,473	2,505,509
Less: Participant Contributions			-
Less: Sale of Meals			-
Less: NSIP Cash			-
Less: Other/Local Funds			2,048,709
Operating Transfers In - SC			
			-
			-
***Operating Transfers In - IIID			-
***Operating Transfers In -IIIE			-
Net Expenditures			456,800
GOEA Funds Received to Date			456,796
Cash on Hand			(4)

I hereby certify that the above expenditures are for the period shown above (year to date), and are true and correct to the best of my knowledge. The expenditures reported have been made in accordance with federal and state guidelines and as outlined in the contract summary, and are for the purpose set forth within the contract.



Signature

CEO
Title

Date

12-May-25

Dytrasha Clark Amar
Printed Name

Title IIIB Supportive Services Financial Report

Final Report [] YES [X] NO

Agency: East Baton Rouge Council on Aging
 Period Month Ending: 4/30/2025

	Direct Costs	Indirect Costs	Total Costs
Indirect Costs		71464	
1 COVID-19 DNI MEALS			0
2 COVID-19 NON-DNI MEALS			0
3 Assisted Transportation			0
4 Case Management			0
5 Chore			0
6 Homemaker			0
7 Information and Assistance	324,900	57,885	382,785
8 Legal Assistance	-		-
9 Outreach	16,044	2,859	18,903
10 Personal Care	-	-	-
11 Transportation			-
12 Telephoning	24,067	4,288	28,355
13 Home Repair / Modification			-
14 Visiting			-
15 Total Other Priority Services (12+13+14)	24,067	4,288	28,355
16 Counseling			-
17 Crime Prevention Services			-
18 Material Aid	36,100	6,432	42,532
19 Medical Alert			-
20 Medication Management			-
21 Placement Services			-
22 Public Education			-
23 Recreation			-
24 Sitter Service			-
25 Utility Assistance			-
26 Wellness			-
27 Total Other Non Priority Services (16 through 26)	36,100	6,432	42,532
28 Gross Expenditures ((1 through 11)+15+27)	401,111	71,464	472,575
29 Less: Participant Contributions			
30 Less: Other/Local Funds			68,610
31 Operating Transfers In - SC			
32 Operating Transfers In - PCOA			83,225
33 Operating Transfers In - Supp SC			-
***Operating Transfers In - IIID			-
			-
34 Net Expenditures (28-(29 through 33))			320,740
35 GOEA Funds Received To Date			320,737
36 Cash on Hand (35 -34)			(3)

I hereby certify that the above expenditures are for the period shown above (year to date), and are true and correct to the best of my knowledge. The expenditures reported have been made in accordance with federal and state guidelines and as outlined in the contract summary, and are for the purpose set forth within the contract.

Signature _____ Title CEO Date 5/12/2025

Dytasha Clark Amar
 Printed Name

Title IIID Preventive Health Financial Report

Final Report [] YES [X] NO

Agency: East Baton Rouge Council On aging
 Period Month Ending: 30-Apr-25

	Direct Costs	Indirect Costs	Total Costs
Indirect Costs			
Nutrition Counseling			0
Nutrition Education			0
Other Services:			
Counseling			0
Medication Management			0
Wellness	10,310		10,310
***Operating Tranfer Out to - IIIC2	-		-
Gross Expenditures	10,310	0	10,310
Less: Participant Contributions			
Less: Other/Local Funds			-
Operating Transfers In - ARP IIID			0
Operating Transfers In - PCOA			
Net Expenditures			10,310
GOEA Funds Received to Date			10,305
Cash on Hand			(5)

I hereby certify that the above expenditures are for the period shown above (year to date), and are true and correct to the best of my knowledge. The expenditures reported have been made in accordance with federal and state guidelines and as outlined in the contract summary, and are for the purpose set forth within the contract.



CEO
Title

5/12/2025
Date

Signature

Title IIIE National Family Caregiver Support Financial Report


Final Report [] YES [X] NO

Agency: East Baton Rouge Council On Aging

Period Month Ending: 30-Apr-25

	Direct Costs	Indirect Costs	Total Costs
Indirect Costs		1,310	
NFCSP Public Education			
NFCSP Information and Assistance	105,309	3,803	109,112
NFCSP Outreach			
NFCSP Case Management	-		
NFCSP Individual Counseling			
NFCSP Support Groups			
NFCSP Adult Day Care	62,500		62,500
NFCSP Adult Day Health Care			
NFCSP Group Respite	-	-	
NFCSP In-Home Respite	-		-
NFCSP Individual Care Support			
NFCSP Institutional Respite			
NFCSP Material aid	-		-
NFCSP Personal Care	-	-	
NFCSP Sitter Service			
NFCSP Chore			
NFCSP Home Repair/Modification			
NFCSP Home Delivered Meals			
***Operating Transfers Out to - IIIB	-	-	
***Operating Transfers Out to- IIIC-2	-	-	
Gross Expenditures	167,809	3,803	171,612
Less: Participant Contributions			
Less: Other/Local Funds			72,022
Operating Transfers In - ARP IIIE			-
Operating Transfers In - PCOA			
Operating Transfers In - Sup SC			
Net Expenditures			99,590
GOEA Funds Received to Date			99,590
Cash on Hand			-

I hereby certify that the above expenditures are for the period shown above (year to date), and are true and correct to the best of my knowledge. The expenditures reported have been made in accordance with federal and state guidelines and as outlined in the contract summary, and are for the purpose set forth within the contract.



CEO
Title

5/12/2025
Date

Signature

Date